

Helm of Awe: A Runic Symbol of Protection Embroidered in Counted Cross Stitch

For centuries, the Helm of Awe has held a significant place in Norse mythology, serving as a powerful symbol of protection and strength. This intricate symbol, composed of eight interconnected arms, was believed to ward off negative energies and promote spiritual well-being. Today, its enduring legacy continues to inspire artists and spiritual seekers alike, and it finds a unique expression in the art of counted cross stitch.

Unveiling the Helm of Awe Symbol

The Helm of Awe, also known as Aegishjalmur or Aegishjálmr in Old Norse, translates to "Helm of Terror" or "Helm of Awe." This striking symbol comprises eight tridents radiating from a central point, resembling the spokes of a wheel. Each arm features two smaller tridents branching out, creating a mesmerizing pattern that evokes both power and protection.



Helm of Awe Runic Symbol of Protection Counted Cross Stitch Pattern by Crochet Crone

★★★★★ 5 out of 5

Language : English

File size : 647 KB

Text-to-Speech : Enabled

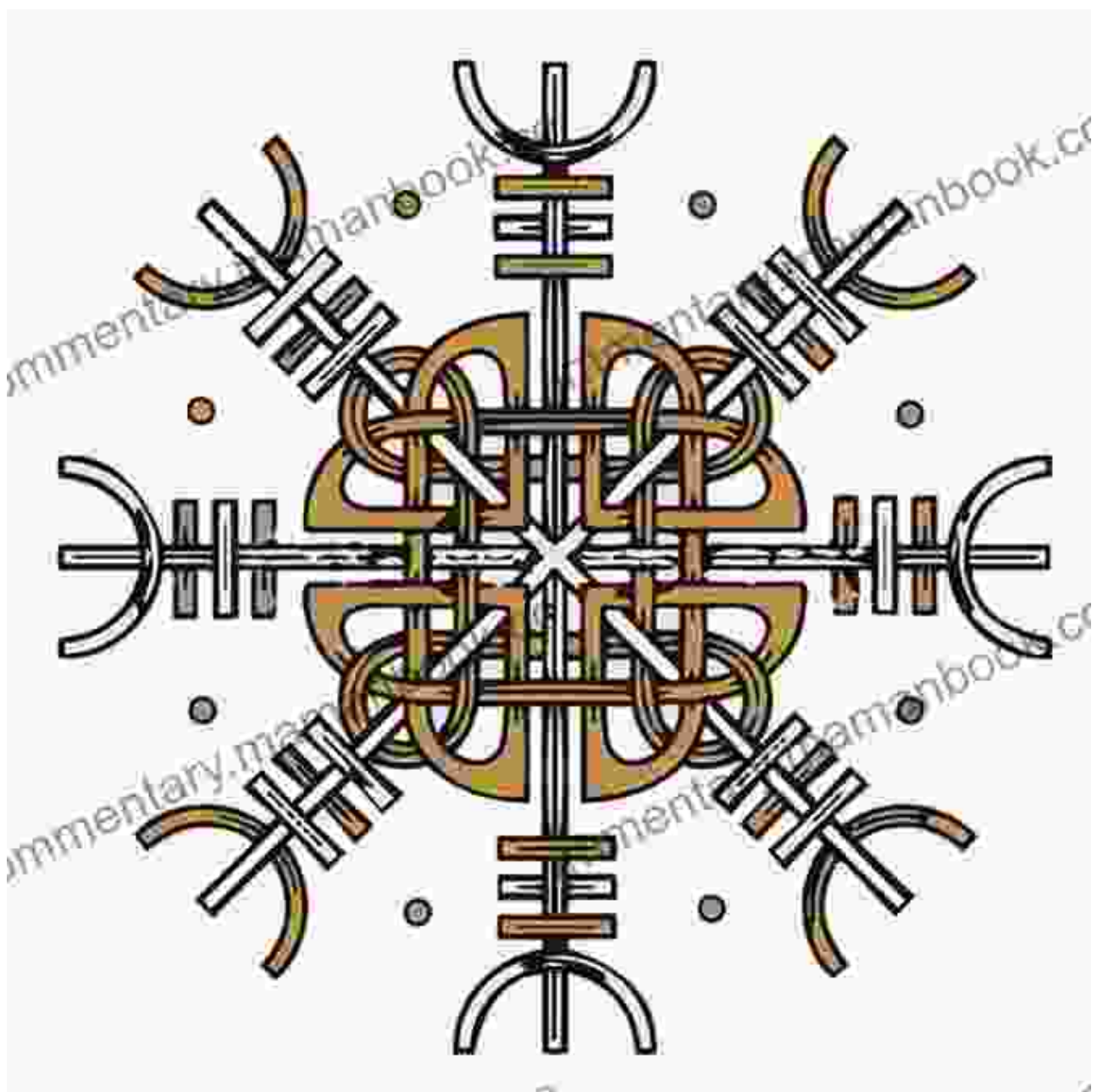
Screen Reader : Supported

Enhanced typesetting : Enabled

Print length : 4 pages

Lending : Enabled





The Helm of Awe in Counted Cross Stitch

Counted cross stitch, an age-old embroidery technique, offers a captivating medium to bring the Helm of Awe to life. This intricate craft involves stitching individual crosses on a gridded fabric, creating a precise and detailed design. By carefully following a pattern, stitchers can recreate the

intricate lines and curves of the Helm of Awe, transforming a simple canvas into a symbol of protection and empowerment.

Step-by-Step Guide to Stitching the Helm of Awe

To embark on your cross-stitch journey, gather the necessary materials: a piece of Aida cloth, embroidery floss in your preferred colors, a cross-stitch needle, and a downloadable Helm of Awe pattern, which you can easily find online.

1. **Prepare the fabric:** Cut a piece of Aida cloth to a size that accommodates the pattern, leaving a few extra inches around the edges for framing.
2. **Separate the floss:** Separate the embroidery floss into individual strands, typically using two or three strands per stitch.
3. **Locate the center:** Find the center of the fabric by folding it in half both vertically and horizontally. Mark the center with a small stitch or a pin.
4. **Start stitching:** Referring to the pattern, begin stitching the crosses from the center outwards, following the designated colors and directions.
5. **Complete the design:** Continue stitching until the entire Helm of Awe design is complete. Ensure that the stitches are even and neat.
6. **Finishing touches:** Once the stitching is finished, secure the loose threads on the back of the fabric and press it lightly to remove any wrinkles.

Downloadable Helm of Awe Cross Stitch Pattern

To begin your cross-stitch adventure, a downloadable Helm of Awe pattern is available for your convenience. [Click here](#) to download the pattern in PDF format. Print the pattern and refer to it as you stitch.

Symbolism and Meaning of the Helm of Awe

Beyond its visual appeal, the Helm of Awe holds profound symbolic significance. In Norse mythology, it was believed to provide protection against physical and spiritual harm, granting its bearer courage, strength, and mental clarity. Warriors adorned themselves with this symbol to enhance their combat abilities and instill fear in their adversaries.

Today, the Helm of Awe continues to resonate with seekers of spiritual protection and empowerment. It represents resilience, self-confidence, and the ability to overcome challenges. By stitching this symbol, individuals can connect with its ancient power and harness its protective qualities in their daily lives.

The Helm of Awe, an enduring symbol of protection and strength, finds a beautiful expression in the art of counted cross stitch. Through the methodical process of stitching each individual cross, stitchers can create a tangible representation of this powerful rune, inviting its blessings into their lives. Whether displayed as a decorative piece or cherished as a personal talisman, the Helm of Awe cross stitch serves as a reminder of the timeless power of symbols and the enduring human quest for protection and empowerment.

Helm of Awe Runic Symbol of Protection Counted


Cross Stitch Pattern by Crochet Crone

★★★★★ 5 out of 5

Language : English




File size : 647 KB
Text-to-Speech : Enabled
Screen Reader : Supported
Enhanced typesetting : Enabled
Print length : 4 pages
Lending : Enabled



Sheppard Lee Written By Himself: A Journey of Self-Discovery and Transformation

In the realm of literature, few works delve as deeply into the intricacies of human identity as George MacDonald's seminal novel, Sheppard Lee Written...



Viper Naga Brides: Unveiling the Enthralling Fantasy World Created by Naomi Lucas

In the realm of fantasy literature, Naomi Lucas has emerged as a master storyteller, weaving intricate tales that captivate readers with their depth,...