

The Art of Loom Knitting Tiny Teddy Bears: A Guide to Creating Adorable Mini Masterpieces

Loom knitting is a captivating and versatile craft that allows you to create a wide range of knitted items, including tiny teddy bears. These adorable miniature creations make charming keepsakes, decorations, and even cuddly toys for little ones. In this comprehensive guide, we will delve into the enchanting world of loom knitting tiny teddy bears, exploring the techniques, tips, and tricks to make these lovable mini companions.



Loom Knitting Tiny Teddy Bears by Denise M Canela

★★★★☆ 4.4 out of 5

Language	: English
File size	: 1336 KB
Text-to-Speech	: Enabled
Screen Reader	: Supported
Enhanced typesetting	: Enabled
Print length	: 17 pages
Lending	: Enabled



Choosing the Right Loom

The first step to loom knitting tiny teddy bears is selecting the appropriate loom. Round looms are ideal for creating cylindrical shapes, such as the teddy bear's body. The size of the loom will determine the size of the teddy bear. For tiny bears, a 36-peg loom is recommended.

Yarn Selection and Quantities

Choosing the right yarn for your teddy bear is essential for achieving the desired look and feel. Soft, lightweight yarns with a slight sheen, such as cotton, bamboo, or acrylic, work well. For tiny bears, a worsted weight yarn is sufficient. The amount of yarn required will depend on the size and complexity of the teddy bear. As a general guide, allow approximately 50 grams of yarn for the body, 25 grams for the head, and 10 grams for each limb.

Basic Loom Knitting Techniques

To create your tiny teddy bear, you will need to master a few basic loom knitting techniques. The most essential stitch is the knit stitch, which is achieved by wrapping the yarn around the loom hook and pulling it through the loop on the hook. Other techniques include purling, increasing (adding stitches), and decreasing (removing stitches).

Creating the Teddy Bear's Body

To make the body of the teddy bear, cast on 36 stitches and knit in the round until it reaches the desired length. The length will vary depending on the desired size of the bear. After completing the body, cast off the stitches and sew the ends together to form a tube.

Shaping the Head

To create the head, cast on 18 stitches and knit in the round. Increase the stitches by two every other round until there are 36 stitches on the loom. Continue knitting for several rounds to create a sphere. Cast off the stitches and sew the ends together, leaving a small opening for stuffing.

Knitting the Limbs

For each arm and leg, cast on 12 stitches and knit in the round for several rounds. To create the paws, increase the stitches by two every other round until there are 18 stitches on the loom. Continue knitting for a few more rounds before decreasing the stitches by two every other round until there are 12 stitches remaining. Cast off the stitches and sew the ends together, leaving a small opening for stuffing.


Assembling the Teddy Bear

Once you have knitted all the pieces, it's time to assemble the teddy bear. Start by stuffing the body and securing the head to the body with a few stitches. Then, attach the arms and legs to the body. Finally, embroider a nose and mouth on the face.

Tips for Achieving Perfect Results


* Use a high-quality loom that is smooth and free of burrs. * Tension your yarn evenly to create a uniform fabric. * Pay attention to the direction of your stitches, as this will affect the appearance of the teddy bear. * Stuff the teddy bear firmly, but not too tightly, to ensure it maintains its shape. * Embroider the facial features with care, as they will add personality to your creation.

Loom knitting tiny teddy bears is a rewarding and enchanting craft that can bring endless joy. With patience, practice, and attention to detail, you can create adorable mini masterpieces that will be cherished for years to come. Whether you are a seasoned knitter or a complete beginner, we encourage you to embark on this delightful journey and experience the magic of loom knitting tiny teddy bears.




★★★★☆ 4.4 out of 5

Language : English
File size : 1336 KB
Text-to-Speech : Enabled
Screen Reader : Supported
Enhanced typesetting : Enabled
Print length : 17 pages
Lending : Enabled



Sheppard Lee Written By Himself: A Journey of Self-Discovery and Transformation

In the realm of literature, few works delve as deeply into the intricacies of human identity as George MacDonald's seminal novel, Sheppard Lee Written...



Viper Naga Brides: Unveiling the Enthralling Fantasy World Created by Naomi Lucas

In the realm of fantasy literature, Naomi Lucas has emerged as a master storyteller, weaving intricate tales that captivate readers with their depth,...